





 <p>Stock #: Tk 1757 Make: Pete Model: 379 Year: 1999 Engine: Cummin H.P.: 460 Wheels: All Alum Tires: 11 24.5 LP</p> <p>Trans: 10 Spd Rear End: DS 404 Ratio: 3.70 W/B: 265" Susp: Air Leaf Frame: Steel Sleeper: 48" Rsd Roof Fifth: 48" Slider</p>	 <p>Stock #: Tk 1817 Make: KW Model: T800 Year: 2005 Engine: Cat H.P.: 475 Wheels: All Alum Tires: 11 24.5 LP</p> <p>Trans: 10C Spd Rear End: DSP40 Ratio: 3.25 W/B: 228" Susp: 380 Flex Air Frame: Steel Sleeper: 72" Aerocab Fifth: 24" Slider</p>
<p>Stock #: TK 1840 Make: Model: Year: Engine: H.P.: Wheels: Tires:</p> <p>Trans: Rear End: Ratio: W/B: Susp: Frame: Sleeper: Fifth:</p>	 <p>Stock #: Tk 1849 Make: KW Model: T600 Year: 2005 Engine: Cat H.P.: 475 Wheels: 6 AL, 4 ST Tires: 1122.5 LP</p> <p>Trans: 13 Spd Rear End: DSP41 Ratio: 3.25 W/B: 224 Susp: Air Ride 440 Frame: Steel Sleeper: 72" Aerocab Fifth: Fixed</p>
 <p>Stock #: Tk 1850 Make: KW Model: T600 Year: 2005 Engine: Cat H.P.: 475 Wheels: 6 AL, 4 ST Tires: 1122.5 LP</p> <p>Trans: 13 Spd Rear End: DSP41 Ratio: 3.25 W/B: 224 Susp: Air Ride 440 Frame: Steel Sleeper: 72" Aerocab Fifth: Fixed</p>	 <p>Stock #: Tk 1855 & TL 557 Make: Pete Model: 379 Year: 2000 Engine: Cummins H.P.: N14 Wheels: All Alum Tires: 1124.5</p> <p>Trans: 10 C Spd Rear End: DS461P Ratio: 3.70 W/B: 292 Susp: Air Track Frame: Dbl Steel Sleeper: N/A Fifth: N/A</p>
 <p>Stock #: Tk 1863 Make: Pete Model: 378 Year: 2003 Engine: Cat H.P.: 475 Wheels: All Alum Tires: 24.5 LP</p> <p>Trans: HD10C Rear End: 46,000 lb. Ratio: 4.10 W/B: 200 Susp: Air Track Frame: Steel Sleeper: N/A Fifth: 24" Slider</p>	 <p>Stock #: Tk 1880 Make: KW Model: W900B Year: 2005 Engine: Cat H.P.: W900B Wheels: All Alum Tires: 11R22.5</p> <p>Trans: 13 Spd Rear End: D46-170H Ratio: 3.58 W/B: 251 Susp: Air Ride Frame: Steel Sleeper: N/A Fifth: 24" Slider</p>

 <p>Stock #: Tk 1884 Make: KW Model: T800 Year: 2008 Engine: Cummins H.P.: 550 Wheels: All Alum Tires: NEW</p> <p>Trans: 18 Spd Rear End: RT46160 Ratio: 4.10 W/B: 220 Susp: Hendrickson Pri Frame: Steel Sleeper: N/A Fifth: 60" Slider</p>	 <p>Stock #: Tk 1885 Make: Sterling Model: LT9500 Year: 2007 Engine: Cat H.P.: 475 Wheels: All Alum Tires: 385/65R22.5</p> <p>Trans: 18 Spd Rear End: 46,000 Ratio: 3.91 W/B: 240 Susp: TufTrac Frame: Steel Sleeper: N/A Fifth: N/A</p>
 <p>Stock #: Tk 1887 Make: KW Model: T800 Year: 2007 Engine: Cummins H.P.: 530 Wheels: All Alum Tires: 11R24.5</p> <p>Trans: 18 Spd Rear End: D46170 Ratio: 4.10 W/B: 222 Susp: Hendrickson Air Frame: Steel Sleeper: N/A Fifth: 48"</p>	 <p>Stock #: TK1886 Make: Peterbilt Model: 378 Year: 2006 Engine: Cat H.P.: 475 Wheels: All Alum Tires: 11R24.5</p> <p>Trans: 8LL Rear End: 46,000 lbs Ratio: 4.30 W/B: 256" Susp: Chalmers Frame: Double Steel Sleeper: N/A Fifth: N/A</p>

